



CeramiCircuit™ Ceiling Cove Mount Heaters

High Efficiency Ceramic Infrared Panels

Model 1445 • 1500 Watts

Model 945 • 1000 Watts

Model 645 • 825 Watts

Model 632 • 585 Watts



The Ultimate in Energy Efficient Heating
Silent • Reliable • Economical



The CeramiCircuit™ ceiling cove mount heater provides rapid response comfort in 5 - 7 minutes from an overhead mounting location which assures even and full distribution of the infrared energy it creates. There are no concerns about lost floor space with this heater. This assures maximum comfort at lowest operating expense. Intended for indoor use only. Both models are available in beige or white. Matching mounting brackets and trim panels included.

- Residential
- Commercial
- Industrial
- Garage and Shop
- Apartments & Condos
- Assisted Living
- Medical & Clean Room
- Remodeling

INFRARED RADIANT HEAT IS GREEN



- Green Builder Advantageous • Planet Friendly
- No Emissions • Works With Wind, Solar & Hydro

www.electriceat.com
800.774.4450

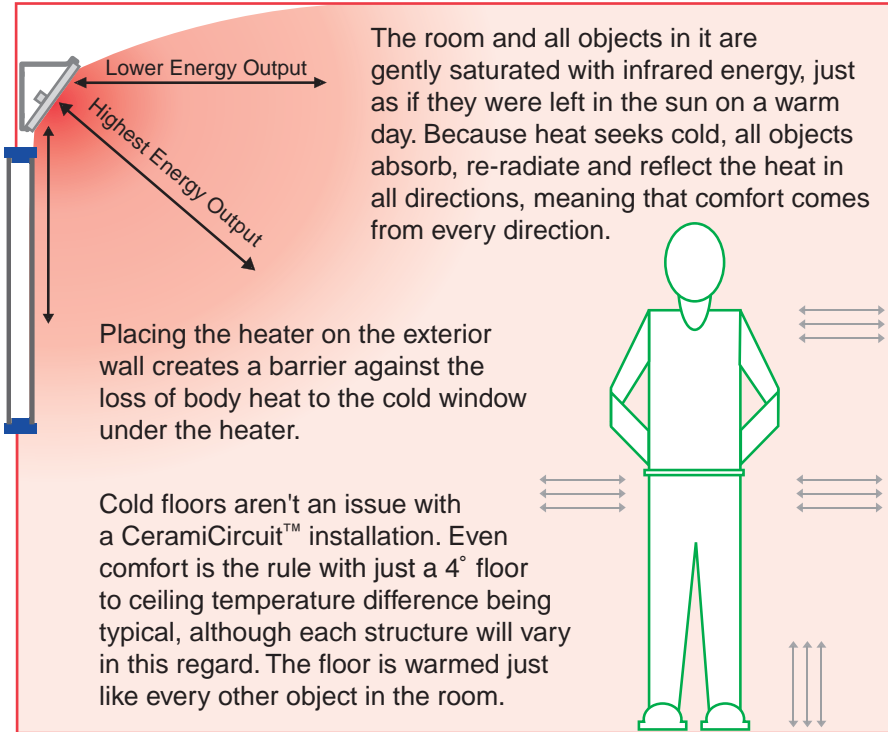


ENVIRONMENT FRIENDLY

CeramiCircuit™ Ceiling Cove Mount Heaters

Model 1445 • 1500 Watts Model 945 • 1000 Watts

Model 645 • 825 Watts Model 632 • 585 Watts



Engineering Specifications

The contractor shall supply and install CeramiCircuit™ infrared cove mounted heating panels, manufactured by Radiant Electric Heat, Inc., of the wattage and voltage specified on the plan. The heater shall be designed to provide maximum radiant heating energy output.

Heater elements are to be constructed of ceramic coated 18 gauge steel plates with an energizing circuit on the internal face of the heating element.

Heater body shall be a 20 gauge galvanized steel construct with ventilation slots at perimeter and 20 gauge steel bezel with high temperature powder coating.

Heater shall have a junction box of approximately 6.75 inches on the back side of the heater body. There shall be three 7/8" standard knockouts in the junction box to allow entry of power feed. Actual power connections to the element and heater grounding connection shall be at the left end of the heater.


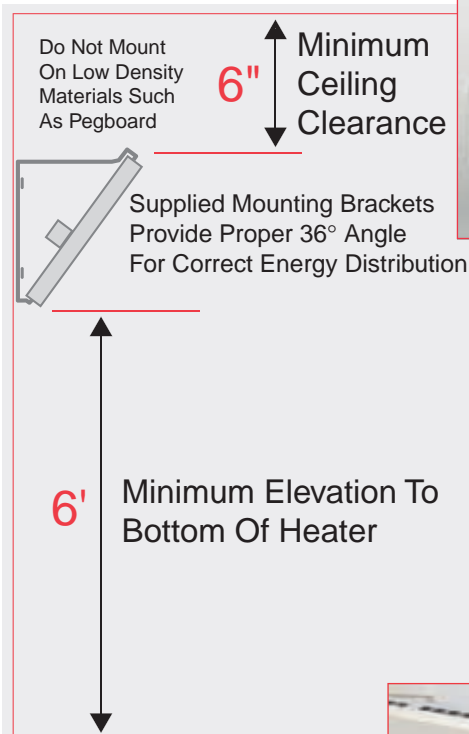
Heater elements shall have a wattage density of a minimum of 2.3 watts/square inch of emissive surface area.

Contractor shall install manufacturer's supplied powder coated mounting brackets (2) as specified on the plan, and finish with supplied panel end trim pieces (2).

Ratings & Approvals

Heaters shall be rated at 585 watts (Model 632), 825 watts (Model 645), 1000 watts (Model 945), or 1500 watts (Model 1445) in appropriate voltages of 120 volts, 208 volts, 240 volts, or 277 volts.

Heaters shall be listed and approved by Underwriter's Laboratories .



Model	Dimensions	Watts	BTUs	Ship Wt.
1445-C	46"W x 15"H x 10"D	1500	5150	40 lbs.
	240 volt/6.2 amps 208 volt/7.2 amps 120 volt/12.5 amps 277 volt/5.4 amps			
945-C	46"W x 10"H x 7.5"D	1000	3414	22 lbs.
	240 volt/4.2 amps 208 volt/4.8 amps 120 volt/8.3 amps 277 volt/3.6 amps			
645-C	46"W x 7"H x 5.5"D	825	2817	17 lbs.
	240 volt/3.4 amps 208 volt/3.9 amps 120 volt/6.8 amps 277 volt/2.9 amps			
632-C	33"W x 7"H x 5.5"D	585	1989	14 lbs.
	240 volt/3.4 amps 208 volt/2.9 amps 120 volt/4.8 amps 277 volt/2.3 amps			



- Infrared energy heats people, not space. Find comfort at lower air temps
- Low temperature operation. Typically less than 350° F on the element.
- Allergy free and sinus friendly. No pipes, no ducts, no furnace, no chimneys, no maintenance, no visible glow when in operation.
- Ten year warranty, pro-rated after 5 years.



www.electricheat.com

© 2003 CeramiCircuit™ is a Registered Trademark of Radiant Electric Heat